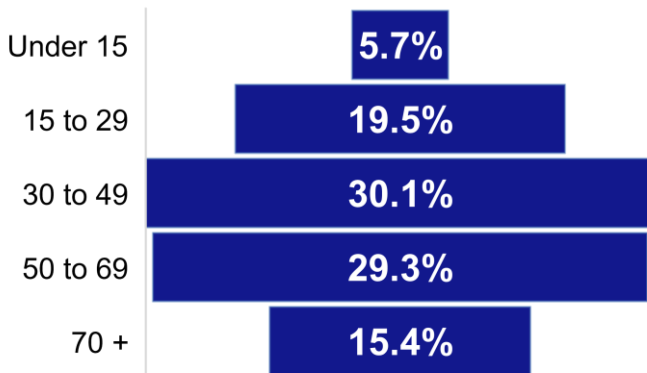




Snohomish County, Washington Profile of Active Tuberculosis Cases 2018-2022

Number of Active TB Cases 2018-2022: **123**

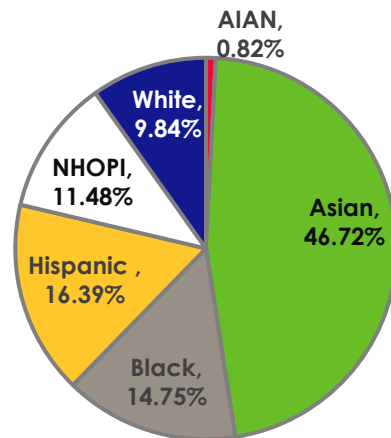
Age Distribution



Median age: **47 years**

Snohomish County median age: 39.4

Race/Ethnicity



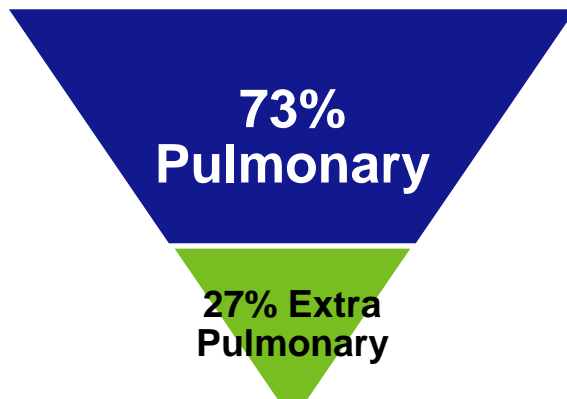
TB Cases were majority male: **62.6% male**

Percent of TB Cases who are foreign-born: **84.6%**

Snohomish County foreign-born population estimate: 17.0%



Site of Disease



Year	Count
2018	21
2019	24
2020	21
2021	27
2022	30

Race Category Notes: This figure displays Hispanic as a primary race category. All other races displayed are non-Hispanic. AIAN: American Indian and Alaska Native; NHOPI: Native Hawaiian or Pacific Islander.



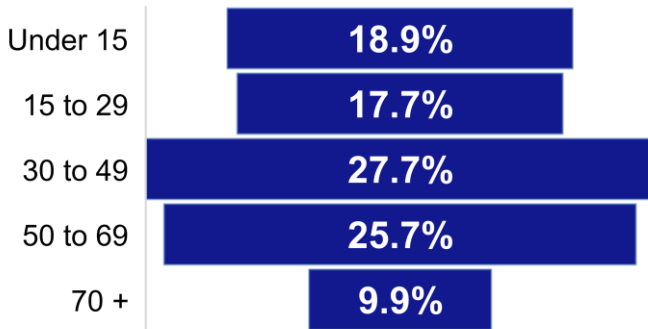
Snohomish County, Washington Population Demographics Profile

Population: **837,800**

▲ a 17% increase since 2010

Snohomish County is **67.4%**
Non-Hispanic White.

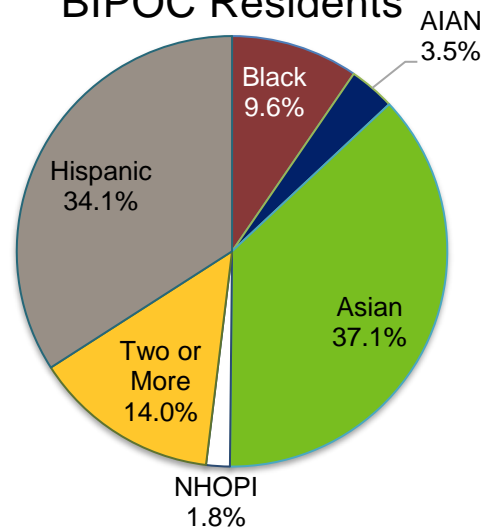
Age Distribution



Median age: **39.4**

Washington State median age: 38.8

BIPOC Residents



22.3% of households primarily speak a language other than English
Washington State estimate: 22.0%

Percent of population who are foreign-born: **17.0%**
Washington State estimate: 14.5%



Population living in poverty: **7.1%**
Washington State estimate: 10.2%

Median Household Income: **\$93,589**
Washington State median: \$80,319

